



XERXES®
CORPORATION



Typical Applications

Office buildings
Parking garages
Car rental facilities
Medical centers
Retail service stations
Fleet fueling locations

Benefits

Requires minimum excavation of site and existing tank
Conforms to existing steel and fiberglass tanks
Available in sizes up to 12,000-gallon tanks
Open ribs to minimize volume loss
Ribs strong enough to take loads without use of existing tank
Hemispherical ends for existing fiberglass tanks
Flat ends with gussets for existing steel tanks

Standard Features

Rustproof, corrosion-resistant fiberglass
UL 1316 listed
Rolled sections of shell to conform to existing tanks
Drain slots at bottom of ribs allow flow through
Tanks testable in ground

Options

Fiberglass manway and manway extension
Fiberglass attached collar riser
Ladder
Pump platform
Various fitting configurations

An Option for Replacing or Converting Existing Tanks

When an underground tank needs to be replaced or converted to a double-wall tank, but site conditions make removal and replacement prohibitively expensive or difficult, Xerxes offers a workable, cost-effective and corrosion-resistant option—the XTank.

The XTank is a factory-manufactured and field-assembled tank within an existing tank. Underground tanks that were installed years ago and are now covered by, surrounded by or adjacent to buildings, roads, bridges or embankments are likely candidates for the XTank. Installing an XTank can minimize costly excavation and/or avoid the demolition of nearby structures.

Strength and Flexibility of Design

The structural design and construction of the UL-listed XTank distinguishes it from many other underground storage options. Unlike short-term approaches (such as tank lining), the XTank does not depend on the structure of the existing tank for structural integrity. Like all Xerxes tanks, the XTank, manufactured of the finest materials—high-quality resin and glass, is rustproof and corrosion-resistant.

Unique features of the Xerxes XTank include its end-to-end communication with an open-rib design. This design, with its rolled sections, provides easy conformance to and minimum volume loss from the existing tank. The rib design in the XTank dramatically increases tank strength, and produces structural integrity and robustness. Xerxes provides different configurations for tank ends so that the XTank can be installed in either existing fiberglass tanks (hemispherical ends) or steel tanks (flat ends).

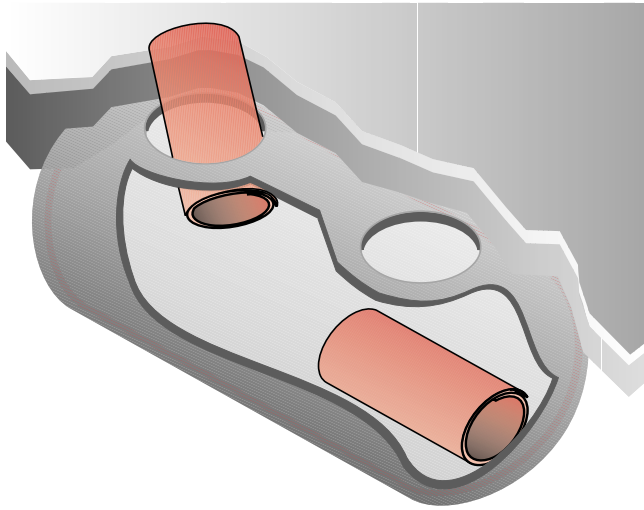
Whether an existing steel tank needs to be replaced or an existing single-wall fiberglass tank needs to be converted into a double-wall tank, the Xerxes XTank is the long-term, cost-effective answer at a difficult site.

Xerxes: A Pioneer in Underground Liquid Storage

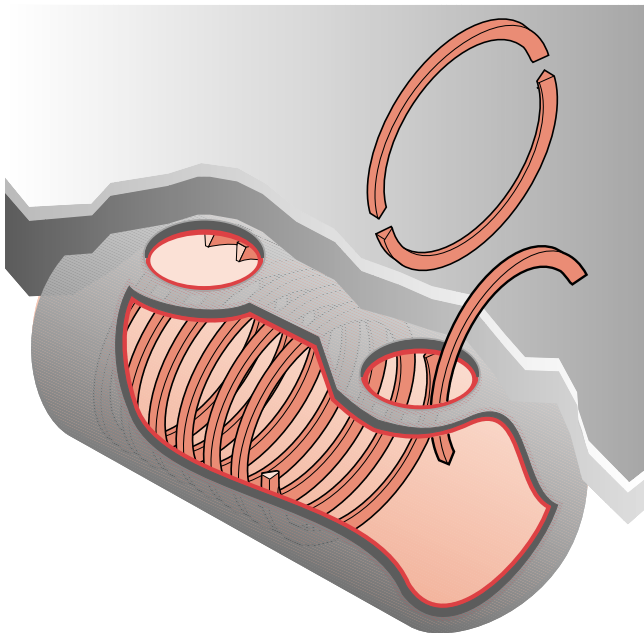
For decades, Xerxes Corporation has been an industry leader in developing, manufacturing and marketing options in fiberglass underground storage tanks. And, at Xerxes, excellence in service is as valued as excellence in product design and construction. This value manifests itself for our customers in the ready availability of our tanks. Xerxes operates more manufacturing facilities in the United States than any other fiberglass UST manufacturer. Xerxes' five manufacturing facilities are placed strategically throughout the United States, resulting in prompt delivery and quality service.

Manufacturing and Installing an XTANK


1
2
3




4



5



6



1. Manufacturing Shell, Ribs and Ends: Xerxes manufactures 8- to 12-foot-long XTank sections and rolls them into 30- to 36-inch-diameter cylinders, banded for shipping. Xerxes manufactures XTank ribs in half-sections, which are open to minimize volume loss. To accommodate both fiberglass and steel tanks, the XTank has two options in end pieces — hemispherical ends (each manufactured in four pieces) for existing fiberglass tanks and flat ends (each manufactured in three pieces with gussets) for existing steel tanks.

2. Preparing Site: Once the existing tank site is excavated and cleaned by the XTank customer, a crew cuts two openings in the existing FRP tank. Only one 30-inch hole and one 36-inch hole are needed for tank access.

3. Assembling Shell in Field: The field manufacturing crew places the XTank cylinders into the existing tank through the 36-inch hole. Once the cylinders are moved into place, they are expanded and seamed together.

4. Assembling Ribs: The ribs, which are slotted at the bottom for drainage, are expanded and bonded to the XTank shell.

5. Installing Ends: The XTank end pieces are designed to maximize tank volume. Hemispherical ends are installed in existing fiberglass tanks and flat ends are installed in existing steel tanks.

6. Installing Manway(s): The final step in the XTank field installation is the installation of manway(s) for piping. When this is completed, quality control tests are performed.

The XTank is now ready for use.